

**TOTAL  
OUTDOOR  
20MM**



# INDICE

|                           |    |
|---------------------------|----|
| <b>TOTAL OUTDOOR 20MM</b> | 4  |
| <b>APPLICAZIONI</b>       | 6  |
| <b>PEZZI SPECIALI</b>     | 7  |
| <b>COLLECTIONS</b>        | 9  |
| <b>BADIA</b>              | 11 |
| <b>COTTAGE</b>            | 15 |
| <b>GARDA</b>              | 19 |
| <b>NEUTRA ROC</b>         | 21 |
| <b>PIETRE PURE</b>        | 23 |
| <b>STONEQUARTZ</b>        | 25 |

# TOTAL OUTDOOR 20MM

SPESSORE / thickness 20 MM



## La natura diventa versatile

LA TECNOLOGIA PERMETTE DI DARE UN VOLTO POLIEDRICO ALLA NATURA VALORIZZANDONE LE CARATTERISTICHE. TOTAL OUTDOOR SI DECLINA IN DIVERSI COLORI, FINITURE PER COMPLETARE AL MEGLIO LE AREE ESTERNE DI AMBIENTI PRIVATI E COMMERCIALI. I DIVERSI SPESSORI PERMETTONO DI GIOCARE CON LE SOLUZIONI DI POSA PER DARE CONTINUITÀ TRA GLI AMBIENTI.

## Nature becomes versatile

TECHNOLOGY GIVES NATURE A MULTI-FACETED APPEARANCE AND ENHANCES ITS FEATURES. TOTAL OUTDOOR HAS A RANGE OF COLOURS AND FINISHES TO PERFECTLY COMPLEMENT OUTDOOR AREAS IN PRIVATE AND COMMERCIAL SPACES. THE VARIOUS THICKNESSES ALLOW YOU TO EXPLORE LAYING SOLUTIONS AND BRING CONTINUITY TO SPACES.

## La nature devient polyvalente

LA TECHNOLOGIE PERMET DE DONNER UN VISAGE POLYÉDRIQUE À LA NATURE EN VALORISANT SES CARACTÉRISTIQUES. TOTAL OUTDOOR SE DÉCLINE EN DIFFÉRENTES COULEURS ET FINITIONS AFIN DE COMPLÉTER AU MIEUX LES ZONES EXTÉRIEURES D'ESPACES PRIVÉS ET COMMERCIAUX. LES DIFFÉRENTES ÉPAISSEURS PERMETTENT DE JOUER AVEC LES SOLUTIONS DE POSE POUR ASSURER LA CONTINUITÉ ENTRE LES ESPACES.

## Die natur wird vielseitig

MIT DER TECHNOLOGIE LÄSST SICH DER NATUR EIN ABWECHSLUNGSREICHES AUSSEHEN VERLEIHEN UND DABEI IHRE MERKMALE BETONEN. TOTAL OUTDOOR DEKLINIERT SICH IN VERSCHIEDENE FARBEN, OBERFLÄCHENGESTALTUNGEN UND ERMÖGLICHT DIE ERGÄNZUNG VON AUSSENANLAGEN IM PRIVATEN WIE IM GEWERBLICHEN BEREICH. DIE UNTERSCHIEDLICHEN DICKEN GESTATTEN DAS SPIEL MIT DEN VERLEGELÖSUNGEN, UM DIE KONTINUITÄT ZWISCHEN DEN RÄUMLICHKEITEN ZU GARANTIEREN.



PIETRE PURE borgogna 60x60 roc rettificato sp. 2 cm



### Posa su ghiaia

VALORIZZA GLI SPAZI ESTERNI CON UNA POSA FACILE E VELOCE. PERMETTE IL DRENAGGIO DELL'ACQUA PIOVANA NEL TERRENO.



#### LAYING ON GRAVEL

EASY, FAST INSTALLATION TO ENHANCE OUTDOOR SPACES. ALLOWS RAINWATER TO DRAIN INTO THE GROUND.

#### POSE SUR GRAVIER

ELLE MET EN VALEUR LES ESPACES EXTÉRIEURS GRÂCE À UNE POSE FACILE ET RAPIDE. ELLE PERMET LE DRAINAGE DE L'EAU DE PLUIE DANS LE TERRAIN.

#### VERLEGUNG AUF KIES

VERSCHÖNERT AUSSENBEREICHE MIT EINER EINFACHEN UND SCHNELLEN VERLEGUNG. GESTATTET DAS ABLEITEN VON REGENWASSER IN DAS ERDREICH.



### Posa su erba

UNA SOLUZIONE VELOCE CHE ARRICCHISCE E COMPLETA GLI SPAZI VERDI CREANDO VIALETTI E CAMMINAMENTI ANCHE IN AREE PUBBLICHE.



#### LAYING ON GRASS

A RAPID SOLUTION THAT ENHANCES AND COMPLETES GREEN SPACES, CREATING PATHS AND WALKWAYS, INCLUDING IN PUBLIC AREAS.

#### POSE SUR HERBE

UNE SOLUTION RAPIDE QUI ENRICHIT ET COMPLÈTE LES ESPACES VERTS EN CRÉANT DES ALLÉES ET DES CHEMINEMENTS DANS DES ZONES PUBLIQUES ÉGALEMENT.

#### VERLEGUNG AUF GRAS

EINE SCHNELLE LÖSUNG, DIE GRÜNFLÄCHEN BEREICHERT UND ERGÄNZT UND DABEI WEGE UND GASSEN AUCH IN ÖFFENTLICHEN BEREICHEN SCHAFFT.



### Posa su sabbia

UN MATERIALE RESISTENTE AL SOLE E ALLA SALSEDINE, PERFETTO PER LE AREE MARITIME E FACILMENTE RIPOSIZIONABILE OGNI ANNO.



#### LAYING ON SAND

A MATERIAL THAT RESISTS SUN AND SALT, PERFECT FOR AREAS BY THE SEA AND EASY TO REPOSITION EACH YEAR.

#### POSE SUR SABLE

UN MATÉRIAU RÉSISTANT AU SOLEIL ET AUX EMBRUNS, PARFAIT POUR LES ZONES MARITIMES ET FACILE À REMETTRE EN PLACE TOUS LES ANS.


#### VERLEGUNG AUF SAND

EINEN SONNEN- UND SALZRESISTENTES MATERIAL, DAS SICH PERFECT FÜR DAS MEER EIGNET UND JEDES JAHR BEQUEM NEU VERLEGT WERDEN KANN.



### Posa sopraelevata

I SUPPORTI PERMETTONO DI RENDERE REGOLARI TUTTE LE SUPERFICI E PERMETTE DI NASCONDERE CAVI E TUBATURE.



#### RAISED LAYING

SUPPORTS ALLOW YOU TO MAKE ALL SURFACES REGULAR AND CONCEAL CABLES AND TUBES.

#### POSE SURELEVÉE

LES SUPPORTS PERMETTENT DE RENDRE RÉGULIÈRES TOUTES LES SURFACES ET DE DISSIMULER CÂBLES ET TUYAUTERIES.

#### ERHÖHTE VERLEGUNG

DURCH DIE UNTERLAGEN KÖNNEN UNGLEICHMÄSSIGE BÖDEN NIVELLIERT WERDEN UND KABEL UND LEITUNGEN LASSEN SICH BEQUEM VERSTECKEN.



### Posa su massetto

LA POSA A COLLA RENDE LA SUPERFICIE PERFETTA ANCHE PER LE ZONE CARRABILI. QUESTA POSA TRADIZIONALE È ADATTA ANCHE AGLI SPAZI INDUSTRIALI.



#### LAYING ON SCREED

ADHESIVE LAYING MAKES THE SURFACE PERFECT FOR DRIVEWAYS. THIS TRADITIONAL LAYING SYSTEM IS ALSO SUITABLE FOR INDUSTRIAL SPACES.

#### POSE SUR CHAPE

LES SUPPORTS PERMETTENT DE RENDRE RÉGULIÈRES TOUTES LES SURFACES ET DE DISSIMULER CÂBLES ET TUYAUTERIES.

#### VERLEGUNG AUF ESTRICH

DIE VERLEGUNG MIT KLEBSTOFF SCHAFFT PERFEKTE OBERFLÄCHEN AUCH IN BEFAHRBAREN BEREICHEN. DIESE TRADITIONELLE VERLEGUNG EIGNET SICH AUCH FÜR INDUSTRIERÄUME.

# TOTAL OUTDOOR 20MM

## APPLICAZIONI

IL NUOVO SISTEMA CERAMICO DI ALFALUX È APPLICABILE IN TUTTI GLI AMBIENTI ESTERNI COME SPIAGGE, CORTILI, GIARDINI E TERRAZZI, GRAZIE ALLE PRESTAZIONI TECNICHE E ALLA VALENZA ESTETICA DEL GRES PORCELLANATO. THE NEW ALFALUX CERAMIC SYSTEM CAN BE USED FOR ALL OUTDOOR AREAS LIKE BEACHES, COURTYARDS, GARDENS AND TERRACES, THANKS TO THE HI-TECH PERFORMANCE AND AESTHETIC PROPERTIES OF PORCELAIN STONEWARE.

LE NOUVEAU SYSTÈME CÉRAMIQUE D'ALFALUX EST APPLICABLE DANS TOUS LES ESPACES EXTÉRIEURS TELS QUE PLAGES, COURS, JARDINS ET TERRASSES, GRÂCE AUX PERFORMANCES TECHNIQUES ET À LA QUALITÉ ESTHÉTIQUE DU GRÈS CÉRAMÉ. DAS NEUE KERAMIKSYSTEM VON ALFALUX LÄSST SICH BEI ALLEN AUSSENBEREICHEN ANWENDEN, BEI STRÄNDEN EBENSO WIE IN HÖFEN, GÄRTEN ODER TERRASSEN – DANK DER TECHNISCHEN LEISTUNGEN UND DER SCHÖNHEIT DES FEINSTEINZEUGS.


TERRAZZE  
TERRACES  
TERRASSES  
TERRASSEN



CAMMINAMENTI  
WALKWAYS  
CHEMINEMENTS  
GEHWEGE



SPIAGGE E STABILIMENTI BALNEARI  
BEACHES AND LIDOS  
PLAGES ET ETABLISSEMENTS BALNEAIRES  
STRÄNDE UND STRANDBÄDER



AREA PISCINA  
SWIMMING POOLS  
ZONES PISCINE  
POOLBEREICH



AREE URBANE PEDONALI  
URBAN PATHS  
ZONES URBAINES PIETONNES  
URBANE FUSSGÄNGERZONEN



AREE CARRABILI  
DRIVEWAYS  
ZONES CARROSSABLES  
BEFAHRBARE BEREICHE



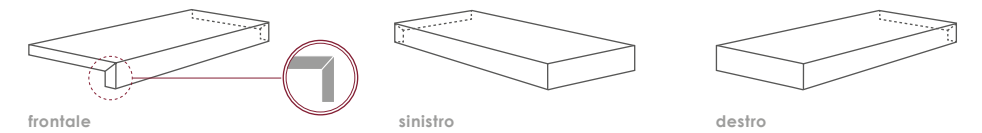
# TOTAL OUTDOOR 20MM

## PEZZI SPECIALI

PEZZI SPECIALI SU RICHIESTA  
TRIMS ON DEMAND. ACCESSOIRES SUR DEMANDE. FORMSTÜCKE AUF ANFRAGE

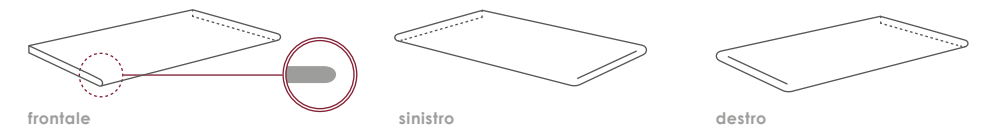
ELEMENTO AD ELLE 20MM  
ROC RETTIFICATO

30x60x6,5 12"x24"x2,36"  
40x120x6,5 16"x47"x2,36"



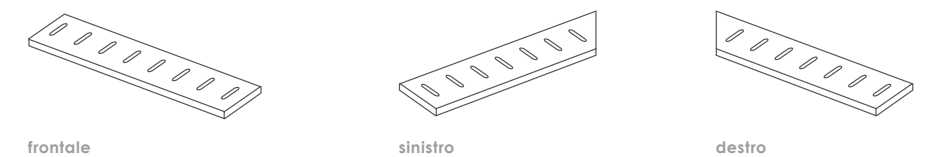
GRADONE TORO 20MM\*  
GRIP RETTIFICATO

30x60x2 12"x24"x0,7"  
40x120x2 16"x47"x0,7"



GRIGLIA 20MM  
GRIP RETTIFICATO

60x14,8x2 24"x5,8"x0,7"

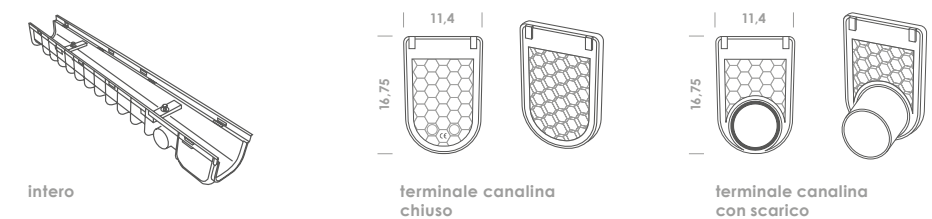


CANALINA 20MM

100x15,8x21,4 39,3"x6,2"x8,4"  
INTERO

11,4x16,75 4,48"x6,59"  
TERMINALE CHIUSO

11,4x16,75 4,48"x6,59"  
TERMINALE CON SCARICO



\* Il formato 30x60 rettificato è disponibile sulle serie Cottage Grip - Garda Grip - Neutra Roc - Pietre Pure Roc - Stonequarts Grip  
Il formato 40x120 rettificato è disponibile sulla serie Badia Roc  
The rectified 30x60 size is available on the series Cottage Grip - Garda Grip - Neutra Roc - Pietre Pure Roc - Stonequarts Grip  
The rectified 40x120 size is available on the series Badia Roc  
Le format rectifié 30x60 est disponible sur la série Cottage Grip - Garda Grip - Neutra Roc - Pietre Pure Roc - Stonequarts Grip  
Le format rectifié 40x120 est disponible sur la série Badia Roc  
Das rektifizierte Format 30x60 ist in der Serie erhältlich Cottage Grip - Garda Grip - Neutra Roc - Pietre Pure Roc - Stonequarts Grip  
Das rektifizierte Format 40x120 ist in der Serie erhältlich Badia Roc

A richiesta: tono e grafica abbinata sulla superficie frontale del pezzo speciale gradone  
On request: shade and graphics combined on the front surface of the special step tile  
Sur demande, la couleur et le motif peuvent être assortis au nez de marche  
Auf Anfrage: Passender Farbton und graphische Elemente auf der Frontfläche des Formstücks Stufe

# TOTAL OUTDOOR



## Posa sopraelevata

I SUPPORTI PERMETTONO DI RENDERE REGOLARI TUTTE LE SUPERFICI E PERMETTE DI NASCONDERE CAVI E TUBATURE.

### SUPPORTI DI SOSTEGNO Supports Plots Stelzlager

#### SUPPORTI FISSI

Fixed supports  
Plots fixes  
Fixe Stelzlager



**H(mm) 25**  
▲ 19  
7327019



**H(mm) 35**  
▲ 19

#### SUPPORTI REGOLABILI IN ALTEZZA

Support with adjustable height  
Plots réglables en hauteur  
Stelzlager mit einstellbarer Höhe



**H(mm) 35-50**  
▲ 24 7326979



**H(mm) 50-70**  
▲ 24 7326989



**H(mm) 65-100**  
▲ 26 7326999



**H(mm) 95-130**  
▲ 28 7327009



**H(mm) 125-160**  
▲ 31 7327007



**H(mm) 155-190**  
▲ 32 7327008



**H(mm) 185-220**  
▲ 31 7327018

| FORMATO PIASTRA<br>Tile format<br>Format dalle<br>Formater | N° SUPPORTI/M <sup>2</sup><br>N° supports/m <sup>2</sup><br>N° plots/m <sup>2</sup><br>Stelzlagerstücke/m <sup>2</sup> |
|--|--|
| 60x120   | 1,4 pz   |
| 40x120   | 2,1 pz   |
| 60x60  | 2,8 pz   |

# TOTAL OUTDOOR 20MM COLLECTIONS

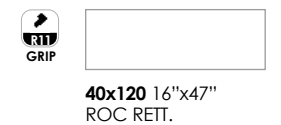
### COLORI COLORS . COULEURS . FARBEN

### FORMATI SIZE. FORMAT. FORMATE

#### BADIA 20MM



ACACIA FRASSINO TUIA



40x120 16''x47''  
ROC RETT.

#### COTTAGE 20MM



MILK HONEY TAUPE MUD



60x60 24''x24''  
GRIP RETT. 60x120 24''x47''  
GRIP RETT.

#### GARDA 20MM



RIVA LUGANA SIRMIONE




60x60 24''x24''  
GRIP RETT. 60x120 24''x47''  
GRIP RETT.

#### NEUTRA ROC 20MM




AVORIO BEIGE PIOMBO NERO

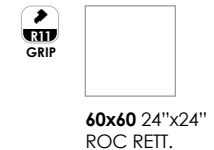


60x60 24''x24''  
ROC RETT.

#### PIETRE PURE 20MM



OSTUNI BORGOGNA PIASENTINA BAGNOLO VICENZA SOIGNIES

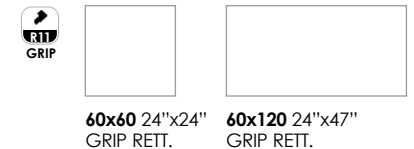


60x60 24''x24''  
ROC RETT.

#### STONEQUARTZ 20MM



BIANCO PERLA GRIGIO BEIGE NERO



60x60 24''x24''  
GRIP RETT. 60x120 24''x47''  
GRIP RETT.

### PESI , MISURE E CONTENUTO DEI COLLI

|   | Pezzi per collo<br>Pcs for box<br>Pcs boîte<br>Stück pro karton<br>Piezas pro caja<br>Штук на место | Mq per lastra<br>Sqm for slab<br>M <sup>2</sup> /plaque<br>M <sup>2</sup> pro platten<br>Mq pro plaja<br>Кв.м на место | Mq per collo<br>Sqm for box<br>M <sup>2</sup> /boite<br>M <sup>2</sup> pro karton<br>Mq pro caja<br>Кв.м на место | Colli per paletta<br>Boxes for pallet<br>Boîte/pal<br>Kartons pro palette<br>Cajas por paletas<br>Мест на поддон | Mq per paletta<br>Sqm for pallet<br>M <sup>2</sup> /pal<br>M <sup>2</sup> pro palette<br>Mq por paletas<br>Кв.м на поддон | Kg per paletta<br>Kgs for pallet<br>Kg/pal<br>Kg pro palette<br>Kgs por paletas<br>Кг на поддон |
|---|---|--|---|--|---|---|
| <b>60x120x2</b> 24"x47"x0,7" rett. # 20 | 1   | -  | 0,72  | 36   | 25,92   | 1.224,00  |
| <b>60x60x2</b> 24"x24"x0,7" rett. # 20  | 2   | -  | 0,72  | 32   | 23,04   | 1.088,00  |
| <b>40x120x2</b> 16"x47"x0,7" rett. # 20 | 2   | -  | 0,96  | 32   | 30,72   | 1.443,84  |

# BADIA

20MM



## FORMATI E COLORI

### TOTAL OUTDOOR 20MM




**40x120** 16"x47"  
ROC RETTIFICATO


### DISPONIBILE ANCHE NEI FORMATI AVAILABLE ALSO

≠ 9  
30x120 12"x47"

≠ 9  
20x120 8"x47"



ACACIA



FRASSINO



TUIA



ROC RETTIFICATO  
**40x120** 16"x47"



RETTIFICATO  
**30x120** 12"x47"  
**20x120** 8"x47"

**BADIA**  
20MM



# COTTAGE 20MM



COTTAGE indoor taupe composizione modulo  
outdoor taupe 60x60 - 24"x24" grip rettificato sp. 2 cm

## FORMATI E COLORI

### TOTAL OUTDOOR 20MM



**60x60** 24"x24"  
GRIP RETTIFICATO




**60x120** 24"x47"  
GRIP RETTIFICATO


MODULARE




MILK



TAUPE

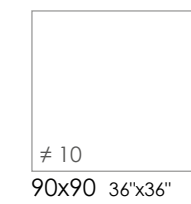


HONEY

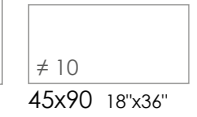


MUD

### DISPONIBILE ANCHE NEI FORMATI AVAILABLE ALSO



≠ 10  
90x90 36"x36"

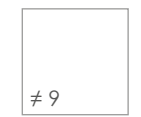


≠ 10  
45x90 18"x36"

MODULARE

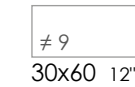


≠ 9  
60x120 24"x47"




≠ 9  
60x60 24"x24"

MODULARE

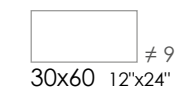


≠ 9  
30x60 12"x24"

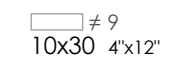


≠ 9  
60x120 24"x47"  
60x90 24"x36"  
30x60 12"x24"

COMPOSIZIONE MODULO



≠ 9  
30x60 12"x24"



≠ 9  
10x30 4"x12"



GRIP RETTIFICATO  
**60x120** 24"x47"  
**60x60** 24"x 24"



NON RETTIFICATO  
RETTIFICATO  
GRIP  
SILK RETTIFICATO  
**60x120** 24"x47"  
**60x60** 24"x 24"  
**30x60** 12"x24"  
**10x30** 4"x12"



RETTIFICATO  
SILK RETTIFICATO  
**90x90** 36"x36"  
**45x90** 18"x36"



# COTTAGE 20MM



COTTAGE milk 60x120 - 24"x47" grip rettificato sp. 2CM - Elemento "L" 2 CM 30x60x6 - 12"x24"x2,36"  
taupe 10x30 - 4"x12" rett.

# GARDA 20MM



GARDA indoor bardolino 60x60 - 24"x24"  
outdoor riva 60x120 - 24"x47" grip rettificato sp. 2 cm

## FORMATI E COLORI

### TOTAL OUTDOOR 20MM



**60x60** 24"x24"  
GRIP RETTIFICATO



**60x120** 24"x47"  
GRIP RETTIFICATO

MODULARE



RIVA




SIRMIONE

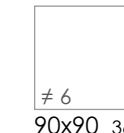


LUGANA

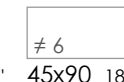
### DISPONIBILE ANCHE NEI FORMATI AVAILABLE ALSO



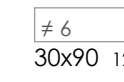
≠ 6  
**90x270** 36"x106"



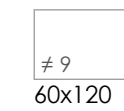
≠ 6  
**90x90** 36"x36"



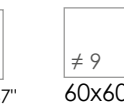
≠ 6  
**45x90** 18"x36"



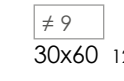
≠ 6  
**30x90** 12"x36"



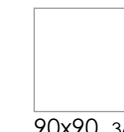
≠ 9  
**60x120** 24"x47"



≠ 9  
**60x60** 24"x24"



≠ 9  
**30x60** 12"x24"



≠ 10  
**90x90** 36"x36"



≠ 9  
**30x60** 12"x24"



GRIP RETTIFICATO  
**60x120** 24"x47"  
**60x60** 24"x 24"



RETTIFICATO  
**90x90** 36"x36"



NON RETTIFICATO  
RETTIFICATO  
GRIP  
**60x120** 24"x47"  
**60x60** 24"x 24"  
**30x60** 12"x24"



RETTIFICATO  
**90x270** 36"x106"  
**90x90** 36"x36"  
**45x90** 18"x36"  
**30x90** 12"x36"

MODULARE


MODULARE

# NEUTRA ROC 20MM




## FORMATI E COLORI

### TOTAL OUTDOOR 20MM




60x60 24"x24"  
ROC RETTIFICATO



AVORIO



BEIGE



PIOMBO



NERO



ROC RETTIFICATO  
60x60 24"x24"

# PIETRE PURE 20MM



PIETRE PURE  
borgogna 60x40 - 24"x24" roc rettificato sp. 2 cm

## FORMATI E COLORI

### TOTAL OUTDOOR 20MM



**60x60** 24"x24"  
ROC RETTIFICATO




OSTUNI




PIASENTINA



VICENZA



BORGOGNA

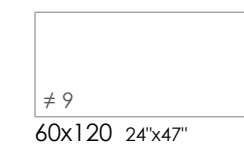


BAGNOLE

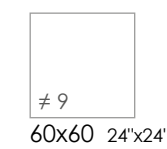


SOIGNIES

### DISPONIBILE ANCHE NEI FORMATI AVAILABLE ALSO

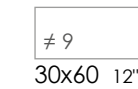


≠ 9  
60x120 24"x47"

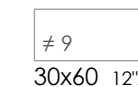


≠ 9  
60x60 24"x24"

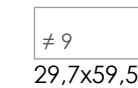
MODULARE



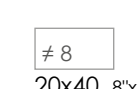
≠ 9  
30x60 12"x24"



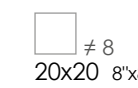
≠ 9  
30x60 12"x24"



≠ 9  
29,7x59,5 12"x24"



≠ 8  
20x40 8"x16"



≠ 8  
20x20 8"x8"

MODULARE



ROC RETTIFICATO  
**60x60** 24"x24"



ROC  
**20x40** 8"x16"  
**20x20** 8"x8"



NON RETTIFICATO  
RETTIFICATO  
ROC RETTIFICATO  
LAPPATO RETTIFICATO  
**60x120** 24"x47"  
**60x60** 24"x 24"  
**30x60** 12"x24"

# STONEQUARTZ 20MM



STONEQUARTZ  
indoor beige 45x90 - 18"x36"  
outdoor beige 60x60 - 24"x24" grip rettificato sp. 2 cm

## FORMATI E COLORI

### TOTAL OUTDOOR 20MM



**60x60** 24"x24"  
GRIP RETTIFICATO


BIANCO  
PERLA  
GRIGIO  
NERO  
BEIGE




**60x120** 24"x47"  
GRIP RETTIFICATO

PERLA  
GRIGIO  
BEIGE

MODULARE



BIANCO




BEIGE



GRIGIO

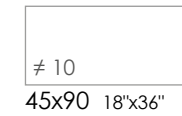


PERLA

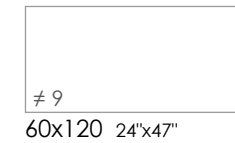


NERO

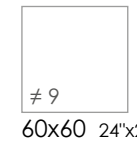
### DISPONIBILE ANCHE NEI FORMATI AVAILABLE ALSO



≠ 10  
45x90 18"x36"

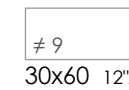


≠ 9  
60x120 24"x47"




≠ 9  
60x60 24"x24"

MODULARE



≠ 9  
30x60 12"x24"



≠ 9



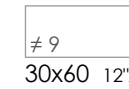
≠ 9



≠ 9

60x120 24"x47"  
60x90 24"x36"  
30x60 12"x24"

COMPOSIZIONE MODULO

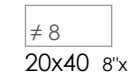


≠ 9  
30x60 12"x24"



≠ 9  
30x30 12"x12"

MODULARE

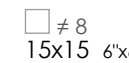


≠ 8  
20x40 8"x16"



≠ 8  
20x20 8"x8"

MODULARE



≠ 8  
15x15 6"x6"



GRIP RETTIFICATO  
**60x120** 24"x47"  
**60x60** 24"x24"



RETTIFICATO  
**45x90** 18"x36"



NON RETTIFICATO  
RETTIFICATO  
GRIP  
**60x120** 24"x47"  
**60x90** 24"x 36"  
**60x60** 24"x 24"  
**30x60** 12"x24"



NON RETTIFICATO  
**30x30** 12"x12"  
**20x40** 8"x16"  
**20x20** 8"x8"  
**15x15** 6"x6"

STONEQUARTZ  
20MM





SEDE LEGALE: Via Giardini, 24  
41042 Fiorano Modenese (MO)  
SEDE AMMINISTRATIVA: Via Statale 467,109  
42013 Casalgrande (RE)

 **ALFALUX**

Via della Repubblica, 16  
42014 Roteglia di Castellarano  
Reggio Emilia - Italy  
Tel. +39 0536 869211  
Fax +39 0536 851502  
Fax +39 0536 832643  
[www.alfaceramiche.com](http://www.alfaceramiche.com)  
[export.alfa@riwal.it](mailto:export.alfa@riwal.it)  
[italia.alfa@riwal.it](mailto:italia.alfa@riwal.it)